

DQ #3 Team Cup

Meet Results







Feb 9, 2014

Printed: 2/11/2014

Men / 4

Se

Judge's S

Rank	Num	Name	Gym						
1	432	Bode Kunda	Paragon	9.700 13T	10.600 4	10.90 1	9.700 3	10.90 1	11.30 1
2	451	Matthew Gaskill	Sportsplex	9.700 13T	10.800 3	10.400 8T	9.100 15T	10.400 6	11.200 2
3	463	Dylan Simons	Twisters	10.60 1	11.10 1	10.100 24T	9.300 9T	10.600 5	9.800 22T
4T	437	Keon Sheppard	Paragon	10.200 4T	11.000 2	10.700 2*	9.400 6T	10.800 2T	9.100 29T
4T	452	Jeremie Pretto Simmons	Sportsplex	9.600 18	10.200 6T	10.700 2*	9.000 18T	10.700 4	11.000 4
6	460	Waylon Hobgood	Twisters	10.000 9T	10.100 9	10.300 13T	9.600 4	10.100 11T	10.600 8T
7	439	Aiden Dockendorf	Preston	10.400 3	8.800 16T	10.700 2T	9.800 1T	10.200 8T	10.700 6T
8	421	Damon Nguyen	Fairland	10.100 7T	10.000 10	10.500 6T	8.700 34T	10.000 14T	11.100 3
9	462	Hunter Simons	Twisters	10.100 7T	10.200 6T	10.300 13T	9.200 11T	10.200 8T	10.200 17T
10	458	Tyler Schrott	Top Flight	9.900 11	10.400 5	10.200 17T	9.000 18T	9.900 16	10.600 8T
11	469	Christopher Yarber	United	10.200 4T	9.200 13	10.400 8T	9.000 18T	10.800 2T	9.800 22T
12T	428	Christian Polanowski	North Shore	10.500 2	8.500 23T	10.600 5	9.200 11T	9.500 30T	10.600 8T
12T	424	Jason Singleton	Fairland	9.300 22T	10.200 6T	10.400 8T	8.900 27*	9.600 25T	10.500 12*
12T	455	Brit Ficke	Top Flight	10.000 9T	9.000 15	10.300 13T	8.900 27*	10.200 8T	10.500 12*
15	413	Joseph Dorsey	Excellence Gym Sport	10.200 4T	9.500 12	10.100 24T	9.800 1T	10.300 7	8.400 34
16T	417	Drew Cowan	Fairland	9.200 24	8.500 23T	9.900 30T	9.400 6T	9.700 20*	10.800 5
16T	453	Justin Roach	Sportsplex	9.700 13T	9.600 11	10.200 17T	9.200 11T	9.700 20*	9.100 29T
18	423	Dawda Saine	Fairland	9.000 27T	8.600 20T	10.300 13T	9.000 18T	9.800 17T	10.700 6T
19	464	Eddy Litvak	United	9.800 12	7.800 32T	10.400 8T	9.000 18T	9.700 20T	10.600 8T
20	420	Thanh-Trieu Nguyen	Fairland	9.500 19T	7.800 32T	10.200 17T	9.500 5	9.700 20T	9.900 20T
21	448	Will Liang	Rebounders	8.500 31T	8.400 28	10.500 6T	9.100 15T	10.100 11T	9.900 20T
22T	466	Xavier Shedrick	United	9.500 19T	7.200 38	10.200 17*	9.000 18T	9.800 17T	10.500 12T
22T	418	Jonathan Dao	Fairland	9.000 27T	8.500 23T	9.300 36T	8.900 27T	10.100 11T	10.400 16
22T	450	Ryan Nesspor	Rebounders	9.700 13T	8.200 29T	10.200 17*	8.800 32T	9.500 30T	9.800 22T
25	429	Orion Campbell	Paragon	8.500 31T	8.800 16T	10.200 17T	8.500 36T	9.600 25T	10.500 12T
26	412	Carter Chaiyabhat	Excellence Gym Sport	9.700 13T	9.100 14	10.400 8T	9.000 18T	10.000 14T	7.600 38

DQ #3 Team Cup







Meet Results

Feb 9, 2014

Printed: 2/11/2014

Men / 4

Se

Rank	Num	Name	Gym						
28	447	Oliver Black	Rebounders	8.500 31T	7.700 35	9.800 32T	9.400 6T	9.700 20T	10.100 19
29	415	Riley Chung	Fairland	9.100 25T	8.200 29T	9.600 34T	9.300 9T	9.600 25T	9.300 27
30T	435	Colin Morrison	Paragon	9.000 27T	8.600 20T	9.800 32T	8.700 34T	9.200 33	9.600 25
30T	416	Henry Clark	Fairland	9.400 21	8.200 29T	9.300 36T	9.000 18T	9.600 25T	9.400 26
32	425	Connor Smith	Fairland	8.400 34	7.800 32T	10.000 26T	8.800 32T	9.800 17T	9.200 28
33	403	Aaron Klein	Columbia	8.200 35T	8.700 19	10.200 17T	9.000 18T	9.400 32	8.300 35
34	443	Alexei Volkov	Preston	9.300 22T	7.100 39	10.000 26T	9.200 11T	9.100 34T	8.500 32T
35	467	Simon Stanford	United	9.000 27T	7.300 37	10.000 26T	8.900 27T	9.100 34T	8.800 31
36	441	Nolan Scholz	Preston	7.000 39	8.800 16T	10.000 26T	8.900 27T	9.600 25T	8.500 32T
37	454	Caden Burgess	Top Flight	8.200 35T	8.500 23T	9.900 30T	8.500 36T	8.700 37	7.500 39
38	459	Christopher Ward	Top Flight	7.900 37	8.500 23T	9.100 38	8.300 38	7.700 38	8.100 36T
39	407	Jack Evans	Docksiders	7.100 38	7.400 36	8.900 39	7.000 39	6.500 39	8.100 36T